

HONG LEONG INSTITUTIONAL BOND FUND (HLIBF)

As at 29 February 2024



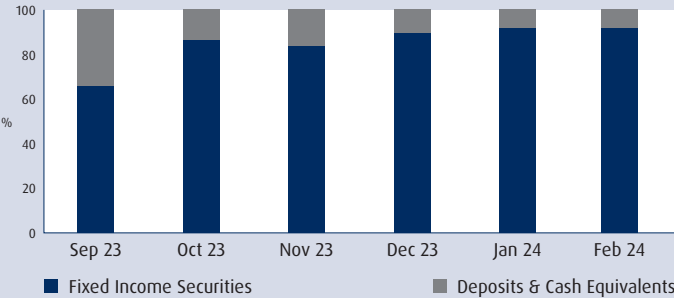
Fund Objective

To offer a stable stream of income that is higher than the prevailing fixed deposit rate, and at the same time stability in capital. It also allows corporations that have excess liquidity for periods exceeding a year to have some current income that is tax exempted.

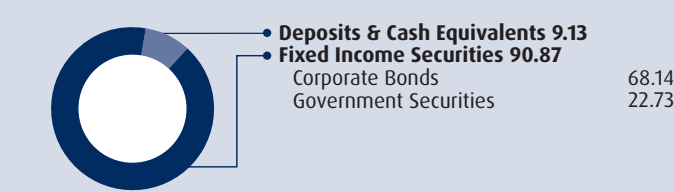
Fund Information

Category/Type of Fund	Bond/Income
Launch Date	10 October 2005
Financial Year End	31 October
Fund Size	RM12.50 million
Units in Circulation	24.42 million
Initial Offer Price	RM0.5000
NAV Per Unit	RM0.5120
Minimum Investment	RM100,000 (initial) RM50,000 (subsequent)
Sales Charge	Up to 4% of NAV Per Unit
Annual Management Fee	Up to 1.50% p.a.
Trustee Fee	0.07% p.a., subject to a minimum of RM18,000 p.a.
Risks	Market risk, Liquidity risk, Fund management risk, Non-compliance risk, Warrant risk, Loan financing risk, Inflation/Purchasing power risk, Suspension of repurchase request risk, Particular security risk, Credit/Default risk, Counterparty risk, Interest rate risk, Single issuer risk and Derivatives/Structured products risk.

Asset Allocation - % Weighting



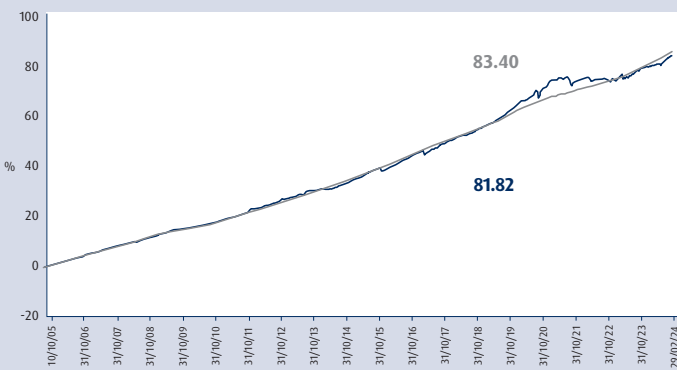
Sector Allocation (% of NAV)



Top Five Fixed Income Holdings (% of NAV)

1	Government Investment Issue - 2024	22.73
2	AmBank (M) Berhad	16.38
3	TNB Western Energy Berhad	14.70
4	RHB Bank Berhad	12.40
5	CIMB Group Holdings Berhad	12.33

Highlight on HLIBF



Source: Lipper for Investment Management
CALCULATION: Percentage Growth, NAV Per Unit-to-NAV Per Unit basis with gross income (if any) from HLIBF reinvested, since launch, in MYR terms. Past performance is not necessarily indicative of future performance and unit prices and investment returns may go down, as well as up.

Performance Records

	Percentage Growth		Annualised Compounded Return	
	HLIBF (%)	Benchmark (%)	HLIBF (%)	Benchmark (%)
Year-to-date	0.65	0.62	-	-
1 Month	0.25	0.30	-	-
3 Months	1.22	0.94	-	-
6 Months	1.93	1.88	-	-
1 Year	3.27	3.80	3.26	3.79
3 Years	5.48	9.27	1.79	2.99
5 Years	14.89	16.04	2.81	3.02
10 Years	39.66	39.71	3.39	3.40

Calendar Year Returns

	HLIBF (%)	Benchmark (%)	HLIBF Distribution Yield (%)
2023	3.50	3.79	4.02
2022	1.07	2.79	3.81
2021	-0.21	2.16	3.29
2020	4.77	2.64	3.53
2019	5.29	3.74	3.91
2018	4.20	3.88	3.50
2017	4.42	3.63	2.44
2016	3.83	3.78	2.94
2015	3.34	3.91	2.38
2014	3.37	3.63	1.43

Source: Lipper for Investment Management, In MYR Terms.
Past performance is not necessarily indicative of future performance and unit prices and investment returns may go down, as well as up.

Income Distributions / Unit Splits

Entitlement Date	26/12/2023	26/01/2024	26/02/2024
Unit Split (Units)	-	-	-
Income Distribution (Gross)	0.170 sen	0.170 sen	0.170 sen

Historical Fund Prices

	NAV Per Unit (RM)	Date
Highest NAV Per Unit	0.5547	25/08/2020
Lowest NAV Per Unit	0.4993	28/01/2014

On an ex-distribution basis, if there is any income distribution and/or unit split since inception.

Note:-(1) Based on the Fund's portfolio returns as at 29 February 2024, the Volatility Factor (VF) for this Fund is 1.2 and is classified as "Very Low" (Source: Lipper). "Very Low" includes funds with VF that are above 0.000 but not more than 4.075 (Source: Lipper). The VF means there is a possibility for the Fund in generating an upside return or downside return around this VF. The Volatility Class (VC) is assigned by Lipper based on quintile ranks of VF for qualified funds. VF is subject to monthly revision and VC will be revised every six months. The Fund's portfolio may have changed since this date and there is no guarantee that the Fund will continue to have the same VF or VC in the future. Presently, only funds launched in the market for at least 36 months will display the VF and VC.

Disclaimer:- This fact sheet has not been reviewed by the Securities Commission Malaysia (SC). Investors are advised to read and understand the contents of the Hong Leong Master Prospectus dated 27 February 2023, 1st Supplemental Hong Leong Master Prospectus dated 18 August 2023, 2nd Supplemental Hong Leong Master Prospectus dated 5 January 2024 (collectively known as the "Prospectus") and Product Highlights Sheet (the "PHS") before investing. The Prospectus has been registered and PHS lodged with the SC who takes no responsibility for the contents of the Prospectus and PHS. The registration of Prospectus or lodgement of PHS to the SC does not amount to nor indicate that the SC has recommended or endorsed the fund. A copy of the Prospectus can be obtained from any of Hong Leong Asset Management offices, agents or our authorised distributors. The PHS is also available and investors have the right to request for it. You shall also consider the fees and charges involved before investing. Prices of units and distributions payable, if any, may go down or up, and past performance of the Fund is not an indication of its future performance.

Where a distribution/unit split is declared, investors are advised that following the issue of additional units/distribution, the NAV per unit will be reduced from cum-distribution NAV/pre-unit split NAV to ex-distribution NAV/post-unit split NAV. Where a unit split is declared, the value of your investment in Malaysian Ringgit will remain unchanged after the distribution of the additional units. Where unit trust loan financing is available, investors are advised to read and understand the contents of the unit trust loan financing risk disclosure statement before deciding to borrow to purchase units. Investors shall be aware of the risks for the Fund before investing. You are also advised to perform the suitability assessment to evaluate your risk tolerance level before making any investment decision.

Applications must be made on the Account Opening Form and Investment Application Form referred to and accompanying the Prospectus. The Fund may not be suitable for all and if in doubt, investors shall seek independent advice.