

HONG LEONG HONG KONG EQUITY OPTIMIZER FUND (HLHKEOF)

As at 31 March 2024



Fund Objective

The Fund seeks to achieve medium to long-term capital growth and income by investing in a portfolio of investments comprising equities, equity-related securities and fixed income instruments primarily in the Hong Kong market.

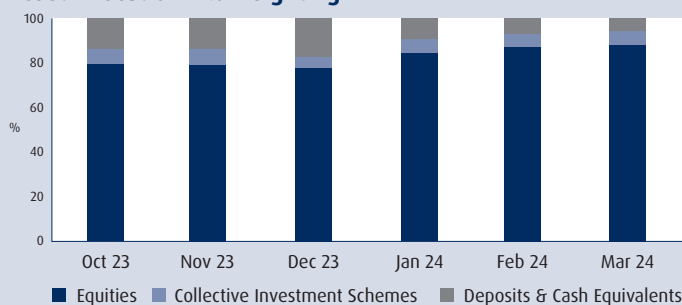
Fund Information

Category/Type of Fund Equity/Growth & Income
 Launch Date 20 September 2011
 Financial Year End 31 March
 Fund Size RM8.31 million
 Units in Circulation 43.79 million
 Initial Offer Price RM0.5000
 NAV Per Unit RM0.1898
 Minimum Investment RM1,000 (initial)
 RM100(subsequent)

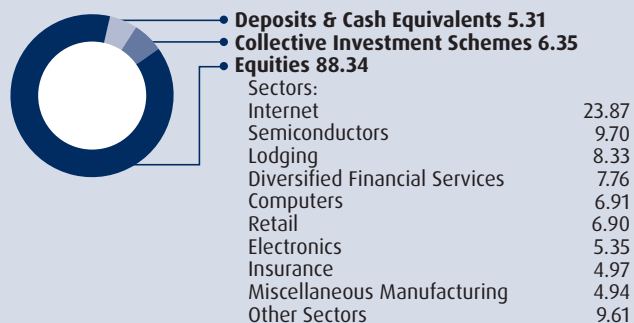
Sales Charge Up to 6% of NAV Per Unit
 Annual Management Fee Up to 2.00% p.a.
 Trustee Fee 0.08% p.a. , subject to a minimum of RM18,000 p.a.

Risks Market risk, Liquidity risk, Fund management risk, Non-compliance risk, Warrant risk, Loan financing risk, Inflation/Purchasing power risk, Suspension of repurchase request risk, Country risk, Currency risk, Credit/Default risk, Particular security risk, Interest rate risk, Emerging Market risk, Single market risk and Single issuer risk.

Asset Allocation - % Weighting



Sector Allocation (% of NAV)



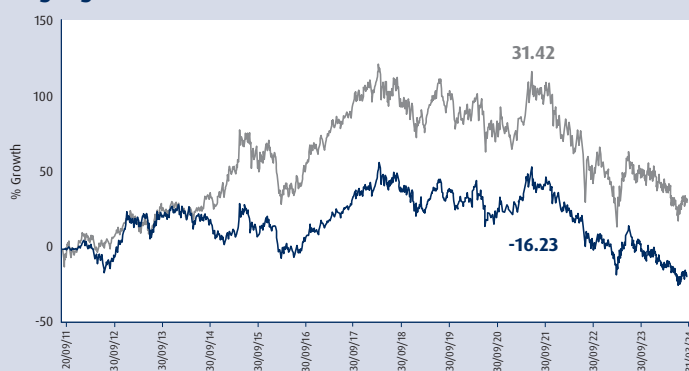
Geographical Allocation (% of NAV)

1	Hong Kong	94.69
2	Deposits & Cash Equivalents	5.31

Top Five Holdings (% of NAV)

1	Tencent Holdings Limited	8.18
2	Trip.com Group Limited	8.04
3	Alibaba Group Holding Limited	7.67
4	PAX Global Technology Limited	6.91
5	ANTA Sports Products Limited	6.90

Highlight on HLHKEOF



Source: Lipper for Investment Management

CALCULATION: Percentage Growth, NAV Per Unit-to-NAV Per Unit basis with gross income (if any) from HLHKEOF reinvested, since launch, in MYR terms. Past performance is not necessarily indicative of future performance and unit prices and investment returns may go down, as well as up.

Performance Records

	Percentage Growth		Annualised Compounded Return	
	HLHKEOF (%)	Benchmark (%)	HLHKEOF (%)	Benchmark (%)
Year-to-date	-4.28	-0.28	-	-
1 Month	-1.73	-0.05	-	-
3 Months	-4.28	-0.28	-	-
6 Months	-7.03	-6.31	-	-
1 Year	-20.78	-12.76	-20.78	-12.76
3 Years	-40.00	-33.91	-15.65	-12.88
5 Years	-39.65	-33.79	-9.60	-7.91
10 Years	-31.11	7.27	-3.66	0.70

Calendar Year Returns

	HLHKEOF (%)	Benchmark (%)	HLHKEOF Distribution Yield (%)
2023	-15.31	-10.15	-
2022	-13.80	-10.70	6.71
2021	-12.01	-11.50	6.88
2020	-1.83	-4.54	10.40
2019	10.25	8.48	9.86
2018	-10.84	-11.93	7.35
2017	22.02	21.68	9.47
2016	1.72	4.85	-
2015	7.23	14.07	8.27
2014	-14.81	8.10	7.72

Source: Lipper for Investment Management, In MYR Terms.

Past performance is not necessarily indicative of future performance and unit prices and investment returns may go down, as well as up.

Income Distributions / Unit Splits

Entitlement Date	22/07/2020	22/07/2021	19/07/2022
Unit Split (Units)	-	-	-
Income Distribution (Gross)	4.000 sen	2.876 sen	2.000 sen

Historical Fund Prices

	NAV Per Unit (RM)	Date
Highest NAV Per Unit	0.6135	07/01/2013
Lowest NAV Per Unit	0.1757	22/01/2024

On an ex-distribution basis, if there is any income distribution and/or unit split since inception.

Note:-(1) Based on the Fund's portfolio returns as at 31 March 2024, the Volatility Factor (VF) for this Fund is 19.6 and is classified as "Very High" (Source: Lipper). "Very High" includes funds with VF that are above 14.400 (Source: Lipper). The VF means there is a possibility for the Fund in generating an upside return or downside return around this VF. The Volatility Class (VC) is assigned by Lipper based on quintile ranks of VF for qualified funds. VF is subject to monthly revision and VC will be revised every six months. The Fund's portfolio may have changed since this date and there is no guarantee that the Fund will continue to have the same VF or VC in the future. Presently, only funds launched in the market for at least 36 months will display the VF and VC.

Disclaimer:- This fact sheet has not been reviewed by the Securities Commission Malaysia (SC). Investors are advised to read and understand the contents of the Hong Leong Master Prospectus dated 27 February 2023, 1st Supplemental Hong Leong Master Prospectus dated 18 August 2023, 2nd Supplemental Hong Leong Master Prospectus dated 5 January 2024 (collectively known as the "Prospectus") and Product Highlights Sheet (the "PHS") before investing. The Prospectus has been registered and PHS lodged with the SC who takes no responsibility for the contents of the Prospectus and PHS. The registration of Prospectus or lodgement of PHS to the SC does not amount to nor indicate that the SC has recommended or endorsed the fund. A copy of the Prospectus can be obtained from any of Hong Leong Asset Management offices, agents or our authorised distributors. The PHS is also available and investors have the right to request for it. You shall also consider the fees and charges involved before investing. Prices of units and distributions payable, if any, may go down or up, and past performance of the Fund is not an indication of its future performance.

Where a distribution/unit split is declared, investors are advised that following the issue of additional units/distribution, the NAV per unit will be reduced from cum-distribution NAV/pre-unit split NAV to ex-distribution NAV/post-unit split NAV. Where a unit split is declared, the value of your investment in Malaysian Ringgit will remain unchanged after the distribution of the additional units. Where unit trust loan financing is available, investors are advised to read and understand the contents of the unit trust loan financing risk disclosure statement before deciding to borrow to purchase units. Investors shall be aware of the risks for the Fund before investing. You are also advised to perform the suitability assessment to evaluate your risk tolerance level before making any investment decision.

Applications must be made on the Account Opening Form and Investment Application Form referred to and accompanying the Prospectus. The Fund may not be suitable for all and if in doubt, investors shall seek independent advice.