

# HONG LEONG PRS ASIA PACIFIC FUND (HLPRSAPF)

As at 29 February 2024

## Fund Objective

The Fund aims to achieve capital growth by investing primarily in collective investment schemes with exposure in the Asia Pacific ex Japan markets.

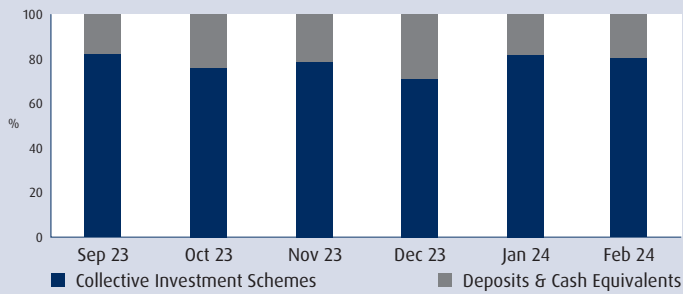
## Fund Information

Category	Fund-of-Funds (Equity)
Launch Date	20 December 2022
Financial Year End	31 July
Fund Size	RM0.28 million
Units in Circulation	0.65 million
Initial Offer Price	RM0.5000
NAV Per Unit	RM0.4325
Minimum Investment	RM100 (initial) RM50 (subsequent)

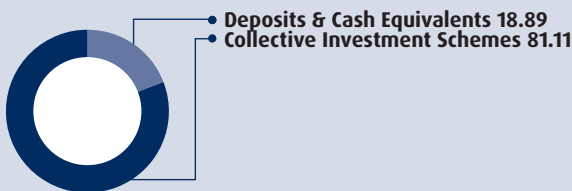
Sales Charge	Up to 3% of NAV Per Unit
Annual Management Fee	Up to 1.80% p.a.
Trustee Fee	Up to 0.04% p.a.
PPA Administration Fee	0.04% p.a.

**Risks** Capital and returns not guaranteed risk, Market risk, Inflation/Purchasing power risk, Fund manager risk, Legal and regulatory risk, Non-compliance risk, Risk associate with Default Option, Suspension of repurchase request risk, Particular security risk, Credit/default risk, Interest rate risk, Single issuer risk, Currency risk, Country risk, Dividend policy risk, Emerging markets risk, Repatriation risk, Derivatives/Structured products risk and Collective Investment Scheme risk.

## Asset Allocation - % Weighting



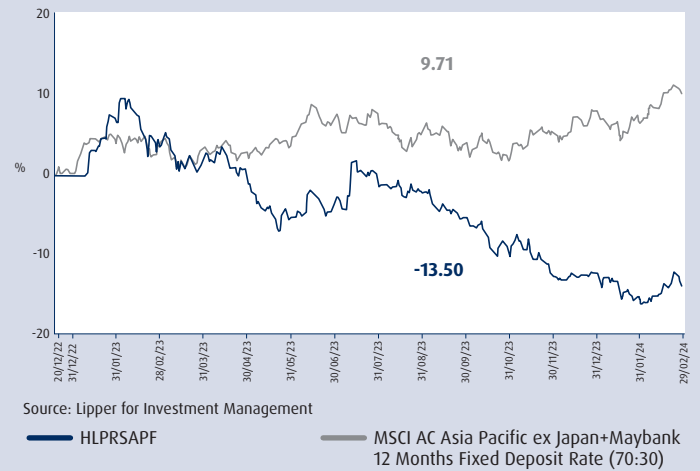
## Sector Allocation (% of NAV)



## Top Five Holdings (% of NAV)

Rank	Holder	Percentage (%)
1	Hong Leong Asia-Pacific Dividend Fund	81.11
2	-	-
3	-	-
4	-	-
5	-	-

## Highlight on HLPRSAPF



**CALCULATION:** Percentage Growth, NAV Per Unit-to-NAV Per Unit basis with gross income (if any) from HLPRSAPF reinvested, since launch, in MYR terms. Past performance is not necessarily indicative of future performance and unit prices and investment returns may go down, as well as up.

## Performance Records

	Percentage Growth		Annualised Compounded Return	
	HLPRSAPF (%)	Benchmark (%)	HLPRSAPF (%)	Benchmark (%)
Year-to-date	-1.95	1.96	-	-
1 Month	2.27	3.33	-	-
3 Months	-1.82	4.22	-	-
6 Months	-11.88	4.65	-	-
1 Year	-15.99	7.06	-15.95	7.04

## Calendar Year Returns

	HLPRSGF (%)	Benchmark (%)	HLPRSGF Distribution Yield (%)
2023*	-11.78	7.59	-

\*For the period 20/12/2022 - 31/12/2023

Source: Lipper for Investment Management, In MYR Terms. Past performance is not necessarily indicative of future performance and unit prices and investment returns may go down, as well as up.

## Historical Fund Prices

	NAV Per Unit (RM)	Date
Highest NAV Per Unit	0.5458	06/02/2023
Lowest NAV Per Unit	0.4229	01/02/2024

On an ex-distribution basis, if there is any income distribution and/or unit split since inception.

Investors are advised to refer to the Hong Leong Private Retirement Scheme – Conventional Disclosure Document dated 20 December 2022, 1<sup>st</sup> Supplemental Disclosure Document for the Hong Leong Private Retirement Scheme – Conventional dated 30 August 2023 and Product Highlights Sheet for the details on other fees and charges imposed by Private Pension Administrator Malaysia (PPA).

**Disclaimer:-** This fact sheet has not been reviewed by the Securities Commission Malaysia (SC). Investors are advised to read and understand the contents of the Hong Leong Private Retirement Scheme – Conventional Disclosure Document dated 20 December 2022, 1<sup>st</sup> Supplemental Disclosure Document for the Hong Leong Private Retirement Scheme – Conventional dated 30 August 2023 (collectively known as the “Disclosure Document”) and Product Highlights Sheet (the “PHS”) before investing. The Disclosure Document has been registered and PHS lodged with the SC who takes no responsibility for the contents of the Disclosure Document and PHS. The registration of Disclosure Document or lodgement of PHS to the SC does not amount to nor indicate that the SC has recommended or endorsed the fund. A copy of the Disclosure Document can be obtained from any of Hong Leong Asset Management offices, agents or our authorised distributors. The PHS is also available and investors have the right to request for it. You shall also consider the fees and charges involved before investing. Prices of units and distributions payable, if any, may go down or up, and past performance of the Fund is not an indication of its future performance.

Where a distribution/unit split is declared, investors are advised that following the issue of additional units/distribution, the NAV per unit will be reduced from cum-distribution NAV/pre-unit split NAV to ex-distribution NAV/post-unit split NAV. Where a unit split is declared, the value of your investment in Malaysian Ringgit will remain unchanged after the distribution of the additional units. Where unit trust loan financing is available, investors are advised to read and understand the contents of the unit trust loan financing risk disclosure statement before deciding to borrow to purchase units. Investors shall be aware of the risks for the Fund before investing. You are also advised to perform the suitability assessment to evaluate your risk tolerance level before making any investment decision.

Applications must be made on the Account Opening Form and Investment Application Form referred to and accompanying the Disclosure Document. The Fund may not be suitable for all and if in doubt, investors shall seek independent advice.