

Hong Leong PRS Islamic Moderate Fund

Annual Report

Financial Year Ended 31 July 2025

2024/2025

Audited



HONG LEONG PRS ISLAMIC MODERATE FUND

Contents

	Page
PRS Provider's Review and Report	1-10
Statement by the PRS Provider	11
Scheme Trustee's Report	12
Shariah Adviser's Report	13
Independent Auditors' Report	14-17
Statement of Comprehensive Income	18
Statement of Financial Position	19
Statement of Changes in Equity	20
Statement of Cash Flows	21
Notes to the Financial Statements	22-48
Performance Data	49-50
Corporate Information	51
Corporate Directory	52

PRS Provider's Review and Report

I. FUND INFORMATION

Fund Name

Hong Leong PRS Islamic Moderate Fund ("HLPRSIMF" or "the Fund")

Fund Category

Core (Moderate)

Fund Type

Not Applicable

Investment Objective

The Fund aims to seek capital growth over the long-term while seeking income returns.

Duration of the Fund and its termination date, where applicable

Not Applicable

Benchmark

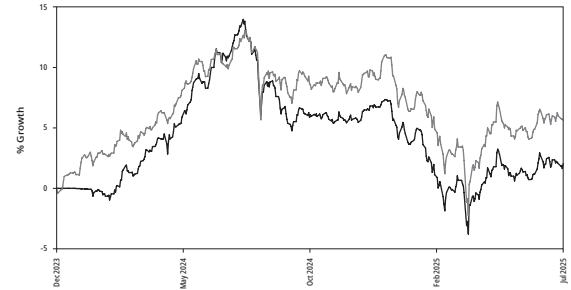
A composite of FTSE Bursa Malaysia (FBM) EMAS Shariah Index (60%) and 3-Month GIA-i Rate (40%).

Distribution Policy

Incidental. Distribution, if any, will be automatically reinvested into the Fund.

II. FUND PERFORMANCE

Chart 1: Performance of the Fund versus the benchmark since launch



From 06/12/2023 to 31/07/2025

— Hong Leong PRS Islamic Moderate Fund (HLPRSIMF) : 2.04
— FBM EMAS Shariah/Maybank 3-Month GIA-i Rate (60:40) : 5.64

Source: Lipper, in Malaysian Ringgit terms, ex-distribution, NAV Per Unit-to-NAV Per Unit basis with gross income (if any) from HLPRSIMF reinvested.

Past performance is not necessarily indicative of future performance and unit prices and investment returns may go down, as well as up.

Performance Review

This Annual Report covers the twelve-month financial year from 1 August 2024 to 31 July 2025.

The Fund posted a return of -7.74% (based on NAV Per Unit-to-NAV Per Unit basis with gross income (if any) from the Fund reinvested) in the past twelve months while its benchmark the FTSE Bursa Malaysia (FBM) EMAS Shariah Index (60%) and 3-Month GIA-i Rate (40%) registered a return of -5.17%.

Since launch, the Fund has registered a return of 2.04% compared to the benchmark's return of 5.64%.

Table 1: Performance of the Fund for the following periods as at 31 July 2025 (Source: Lipper)

	3 Months	6 Months	1 Year	Since Launch
HLPRSIMF Return (%)	1.15	-1.71	-7.74	2.04
Benchmark (%)	1.24	-0.91	-5.17	5.64

Table 2: Return of the Fund based on NAV Per Unit-to-NAV Per Unit basis for the period 31 July 2024 to 31 July 2025 (Source: Lipper)

	31-Jul-25	31-Jul-24	Return (%)
NAV Per Unit	RM0.5102	RM0.5530	-7.74
Benchmark	102.84	108.44	-5.17
vs Benchmark (%)	-	-	-2.57

Table 3: Financial Highlights

The Net Asset Value attributable to members is represented by:

	31-Jul-25 (RM)	31-Jul-24 (RM)	Change (%)
Members' Capital	459,487	58,930	679.72
(Accumulated Loss)/Retained Earnings	(17,725)	4,046	(538.09)
Net Asset Value	441,762	62,976	601.48
Units in Circulation	865,878	113,880	660.34

Table 4: The Highest and Lowest NAV Per Unit, Total Return of the Fund and the breakdown into Capital Growth and Income Distribution for the financial period and financial year ended 31 July

	Financial Year 2025	Financial Period 2024*
Highest NAV Per Unit (RM)	0.5532	0.5699
Lowest NAV Per Unit (RM)	0.4811	0.4952
Capital Growth (%)	-7.74	10.60
Income Distribution (%)	-	-
Total Return (%)	-7.74	10.60

* The figure shown is for the period since Fund launch (6 December 2023 to 31 July 2024).

Source: Lipper, in Malaysian Ringgit terms, ex-distribution, NAV Per Unit-to-NAV Per Unit basis with gross income (if any) from HLPRSIMF reinvested.

Table 5: Average Total Return of the Fund for the financial year ended 31 July 2025

	1 Year
Average Total Return (%)	-7.74

Source: Lipper, in Malaysian Ringgit terms, ex-distribution, NAV Per Unit-to-NAV Per Unit basis with gross income (if any) from HLPRSIMF reinvested.

Table 6: Annual Total Return of the Fund for the financial period and year ended 31 July

Financial Year/Period	2025	2024
Annual Total Return (%)	-7.74	10.60*

* The figure shown is for the period since Fund launch (6 December 2023 to 31 July 2024).

Source: Lipper, in Malaysian Ringgit terms, ex-distribution, NAV Per Unit-to-NAV Per Unit basis with gross income (if any) from HLPRSIMF reinvested.

III. INVESTMENT PORTFOLIO

Chart 2: Asset Allocation - August 2024 to July 2025

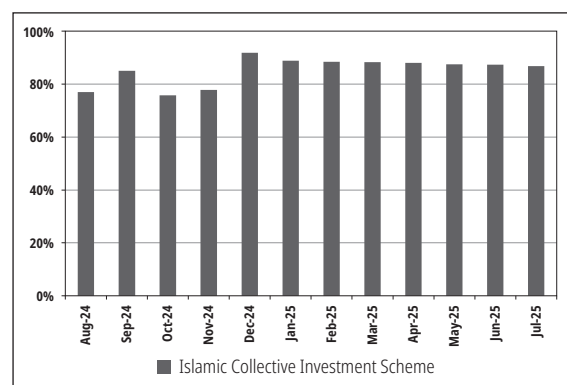
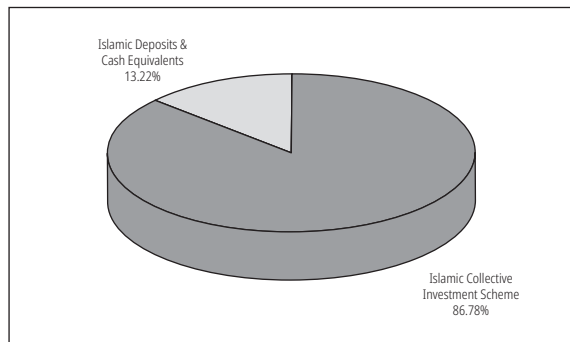


Chart 3: Sector Allocation as at 31 July 2025



Strategies employed by the Fund during the period under review

On the Shariah-compliant equities front, the Fund reduced the weightings in the small and mid-cap names and raised cash balance in view of higher volatility in the short to medium term. That said, the Fund also took the opportunity to collect Shariah-compliant stocks whose share prices had been negatively affected by weaker sentiment, considering undemanding valuations and/or decent dividend yields.

On the sukuk front, the Fund maintained the current asset allocation for sukuk at 40%-45% of the Fund with holdings in government and high investment grade corporate sukuk with strong credit fundamentals.

An explanation on the differences in portfolio composition

In the Shariah-compliant equities and sukuk segment, the Fund maintained both investment class allocation to Hong Leong Dana Maa'rof as per stated mandate during the financial year under review.

Operational review of the Fund

The 1st Supplemental Disclosure Document for the Hong Leong Private Retirement Scheme - Islamic dated 9 December 2024 was issued during the financial year under review to reflect various changes made to the Fund. Kindly refer to www.hlam.com.my for the list of changes made to the Fund.

IV. MARKET REVIEW

Shariah-compliant Equities

During the financial year under review, the FBM KLCI and FBM EMAS Shariah Index declined by 6.91% and 10.19% respectively. FBM Small Cap Shariah Index underperformed both indices with a decline of 17.72%.

The financial year began with a sharp market correction in August 2024, triggered by a Japanese Yen (JPY) carry trade unwind and fears of a United States (US) recession. While markets quickly rebounded in the following weeks, tech stocks were well below the pre-August levels as investors re-assessed the outlook of Artificial Intelligence (AI) Capital Expenditure (CapEx) monetisation.

The fourth quarter of 2024 saw China reversing some of the gains achieved in late September. Initial optimism on a large stimulus saw some disappointment on lack of details given in its policy commentary. The most significant event in the quarter was a Trump election win, which the US market took positively but Asian markets retreated on fears of policies that would be taken by the incoming president.

The first quarter of 2025 started with Korea reversing much of its losses in 2024 as the political climate eased. China started the year weak with renewed fear of tariffs but quickly recovered after the emergence of DeepSeek boosted tech stocks there. ASEAN stocks lagged, partly due to news on US chip export restrictions. The quarter ended with global markets being volatile over tariff uncertainties.

Markets corrected sharply after the announcement of “Liberation Day” tariffs by the US on 2 April 2025. This raised fears on global growth with the markets pricing in increased risk of recession. However, markets bottomed after a 90-Day suspension on tariff was announced in mid-April. While global markets recovered throughout the quarter and July 2025, ASEAN remained a relative underperformer. Taiwan and China shares fared well on sustained AI momentum while Korea saw gains as its incoming president campaigned on a host of corporate reforms.

The third quarter of 2024 started strongly for the Malaysian market as the construction sector remained in favour due to the Data Centre (DC) driven jobs. August saw global markets correct sharply due to the JPY carry trade unwind and Malaysia was not spared. The markets broadly rebounded over the month with financials leading as better-than-expected Gross Domestic Product (GDP) data saw fund flows into banks.

The fourth quarter of 2024 saw the federal budget being announced in Malaysia, which was broadly in line with market expectations. The budget appears to show fiscal restraint, but without any so-called 'big bang' budgetary reforms. November saw the local market initially reacting negatively to the result of the US general election, but quickly turned positive especially some export related stocks.

The Malaysian market sold off at the start of 2025 mainly due to the announcement of chip export restriction by the US. This sparked widespread selling in the market as much of the rally in 2024 was riding on this theme. February saw heavy foreign selling in names which had high foreign ownership, mainly due to weak sentiment towards ASEAN.

In the second quarter of 2025, markets saw broad based decline after the announcement of tariffs by the US. While the markets showed some recovery after the suspension of tariffs, the Malaysian market has yet to fully recover from the year-to-date (YTD) decline. Concerns over DC related restrictions and weaker exports growth continue to weigh on the market. Real Estate Investment Trusts (REITs) was the only sector in positive territory, partly due to an expectation of Overnight Policy Rate (OPR) cuts. Local equities remained subdued for most of the month of July 2025, only showing signs of recovery toward the month-end when US tariff rates were confirmed to be lower than initially feared.

Sukuk

During the financial year under review, the US Federal Reserve (Fed) lowered the target range for the Fed Funds Rate (FFR) by 50 basis points (bps) to 4.75%-5.00% in the September 2024, marking the first rate cut since March 2020. Weak US economic data strengthened expectations of a further 100 bps rate cuts in November and December 2024, resulting in a rally for US Treasuries (UST) in 3Q 2024.

In 4Q 2024, the US Fed cut interest rates further by 50 bps to 4.25%-4.50%, bringing the total rate cuts to 100 bps in 2024. Slower inflation and healthy job data were seen in 1Q 2025. In both January and March 2025 Federal Open Market Committee (FOMC) meetings, interest rates were kept steady at 4.50%. Post Trump's Liberation Day reciprocal tariffs could reignite inflation pressures. Market sentiments also shifted from inflationary concerns to recessionary fears to having doubts over the safe haven status of UST.

In May and June 2025 FOMC, the Fed kept interest rates unchanged at 4.25%-4.50% range amid stabilised low levels of unemployment, still solid labour market and cooler inflation data despite heightened risks on inflation and employment. Ongoing tariff tensions prolonged market uncertainty. In addition, Moody's downgraded the US sovereign rating to AA1 from AAA, citing rising debt concerns and widening deficits. Following the external headwinds and uncertainties arising from US tariffs and geopolitical tensions in the Middle East, the market is expecting two Fed rate cuts by end-2025. During the financial year under review, 2Y and 10Y UST yields declined to 3.96% and 4.23% respectively (end-July 2024: 2Y - 4.15% and 10Y - 3.98%).

The Ringgit bond market saw a sell-off in 4Q 2024 (high: 3.93%), dragged by weak UST and foreign outflows. The bond market subsequently recovered in December 2024. In 1Q 2025, the domestic bond market was also spooked by the outsized US tariff on Malaysia, causing sharp moves in bonds during April and May whereby we saw an aggressive bond rally as market swiftly priced in Overnight Policy Rate (OPR) cut by Bank Negara Malaysia (BNM) in response to tariff escalation and global economic uncertainties.

BNM lowered Statutory Reserve Requirement (SRR) ratio by 100 bps from 2% to 1% effective 16 May 2025. On 9 July 2025, BNM cut the OPR by 25 bps to 2.75% as a pre-emptive move to support economic growth. Malaysian consumer price inflation saw a modest increase in July, after two months of deceleration. The Consumer Price Index (CPI) rose by 1.2% in July 2025 (August 2024: 1.9%). During the financial year under review, 3Y, 5Y and 10Y Government Investment Issues (GII) yields dropped to 3.10%, 3.19% and 3.41% respectively (end-July 2024: 3Y - 3.34%, 5Y - 3.50%, 10Y - 3.72%).

V. FUTURE PROSPECTS AND PROPOSED STRATEGIES

Shariah-compliant Equities

Although global markets have generally bounced back after the lows experienced in April 2025, we take a slightly cautious stance given the impact from tariffs are only set to be felt in the second half of the year. Having said that, the volatility in markets have presented pockets of opportunities whereby high-quality stocks can be accumulated at attractive valuations. The relative strength of the Chinese currency and benign inflation also allows more room for the government to stimulate the economy should the need arise. We believe the AI CapEx spend by companies also should present some investment opportunities.

We expect the local market to remain resilient given the diversified nature of the economy and a degree of political stability. While the local economy will undoubtedly be affected should foreign economies suffer slower growth, we do not expect the economy to fall into recession. There is further room for OPR cuts for monetary policy easing, and existing long-term themes such as the Johor-Singapore Special Economic Zone presents opportunities.

Amid mixed macro signals and short-term uncertainty, we remain committed to our long-term investment strategy. Our focus continues to be on high-quality names with resilient fundamentals and structural growth drivers. We view current market volatility as transient, and staying the course through periods of uncertainty is key to capturing long-term value.

Sukuk

We expect UST yields to remain volatile with the expectations of 2 Fed rate cuts by end-2025 once hard economic data shows significant tariff impact in the second half of 2025.

On the local front, BNM has room to cut OPR by another 25 bps within the next 6 to 12 months to support economic growth amid heightened risks from tariff uncertainties and rising geopolitical tensions.

We continue to overweight corporate sukuk over GII and government Islamic guaranteed papers for yield pickup. We will also continue to look for trading opportunities on both GII and corporate sukuk to generate better return.

VI. SOFT COMMISSIONS

The PRS Provider may receive soft commissions from brokers/dealers in the form of goods and services such as research materials, data and quotation services incidental to investment management of the Fund and investment related publications. Such soft commissions received are utilised in the investment management of the Fund and are of demonstrable benefit to the Fund and members and there was no churning of trades.

During the financial year under review, the Fund has not received goods or services by way of soft commissions.

VII. SECURITIES LENDING OR REPURCHASE TRANSACTIONS

No securities lending or repurchase transactions have been carried out during the financial year under review.

VIII. CROSS TRADE TRANSACTIONS

No cross trade transactions have been carried out during the financial year under review.

Notes: Q = Quarter
Y = Year

STATEMENT BY THE PRS PROVIDER

I, Chue Kwok Yan, as the Director of Hong Leong Asset Management Bhd, do hereby state that, in the opinion of the PRS Provider, the financial statements set out on pages 18 to 48 are drawn up in accordance with the provision of the Deed and give a true and fair view of the financial position of the Fund as at 31 July 2025 and of its financial performance, changes in equity and cash flows for the financial year ended 31 July 2025 in accordance with the Malaysian Financial Reporting Standards and International Financial Reporting Standards.

For and on behalf of the PRS Provider,
Hong Leong Asset Management Bhd
(Company No.: 199401033034 (318717-M))

CHUE KWOK YAN

Chief Executive Officer/Executive Director

Kuala Lumpur
22 September 2025

SCHEME TRUSTEE'S REPORT

TO THE MEMBERS OF HONG LEONG PRS ISLAMIC MODERATE FUND ("Fund")

We have acted as Scheme Trustee of the Fund for the financial year ended 31 July 2025 and we hereby confirm to the best of our knowledge, after having made all reasonable enquiries, **Hong Leong Asset Management Bhd** has operated and managed the Fund during the year covered by these financial statements in accordance with the following:

1. Limitations imposed on the investment powers of the PRS Provider under the deed, securities laws and the Guidelines on Private Retirement Schemes;
2. Valuation and pricing is carried out in accordance with the deed; and
3. Any creation and cancellation of units are carried out in accordance with the deed and any regulatory requirement.

For and on behalf of
CIMB Islamic Trustee Berhad

Tok Puan Datin Ezreen Eliza binti Zulkiplee
Chief Executive Officer

Kuala Lumpur, Malaysia
22 September 2025

SHARIAH ADVISER'S REPORT

TO THE MEMBERS OF HONG LEONG PRS ISLAMIC MODERATE FUND ("FUND")

We hereby confirm the following:

1. To the best of our knowledge, after having made all reasonable enquiries, Hong Leong Asset Management Bhd has operated and managed the Fund for the period covered by these financial statements namely, the year ended 31 July 2025, in accordance with Shariah principles and requirements, and complied with the applicable guidelines, rulings or decisions issued by the Securities Commission Malaysia pertaining to Shariah matters; and
2. The assets of the Fund comprise instruments that have been classified as Shariah-compliant.

For and on behalf of the Shariah Adviser,
BIMB SECURITIES SDN BHD

MUHAMMAD SHAHIER SA'MIN

Designated Shariah Person

Kuala Lumpur
22 September 2025

INDEPENDENT AUDITORS' REPORT

TO THE MEMBERS OF HONG LEONG PRS ISLAMIC MODERATE FUND

REPORT ON THE AUDIT OF THE FINANCIAL STATEMENTS

Our Opinion

In our opinion, the financial statements of Hong Leong PRS Islamic Moderate Fund ("the Fund") give a true and fair view of the financial position of the Fund as at 31 July 2025, and of its financial performance and its cash flows for the financial year then ended in accordance with Malaysian Financial Reporting Standards and International Financial Reporting Standards.

What we have audited

We have audited the financial statements of the Fund, which comprise the statement of financial position as at 31 July 2025, and the statement of comprehensive income, statement of changes in equity and statement of cash flows for the financial year then ended, and notes to the financial statements, including material accounting policy information, as set out on pages 18 to 48.

Basis for opinion

We conducted our audit in accordance with approved standards on auditing in Malaysia and International Standards on Auditing. Our responsibilities under those standards are further described in the "Auditors' responsibilities for the audit of the financial statements" section of our report.

We believe that the audit evidence we have obtained is sufficient and appropriate to provide a basis for our opinion.

Independence and other ethical responsibilities

We are independent of the Fund in accordance with the By-Laws (on Professional Ethics, Conduct and Practice) of the Malaysian Institute of Accountants ("By-Laws") and the International Ethics Standards Board for Accountants' International Code of Ethics for Professional Accountants (including International Independence Standards) ("IESBA Code"), and we have fulfilled our other ethical responsibilities in accordance with the By-Laws and the IESBA Code.

Information other than the financial statements and auditors' report thereon

The PRS Provider of the Fund is responsible for the other information. The other information comprises the PRS Provider's Review and Report, but does not include the financial statements of the Fund and our auditors' report thereon.

Our opinion on the financial statements of the Fund does not cover the other information and we do not express any form of assurance conclusion thereon.

In connection with our audit of the financial statements of the Fund, our responsibility is to read the other information and, in doing so, consider whether the other information is materially inconsistent with the financial statements of the Fund or our knowledge obtained in the audit or otherwise appears to be materially misstated.

If, based on the work we have performed, we conclude that there is a material misstatement of this other information, we are required to report that fact. We have nothing to report in this regard.

Responsibilities of the PRS Provider for the financial statements

The PRS Provider of the Fund is responsible for the preparation of the financial statements of the Fund that give a true and fair view in accordance with Malaysian Financial Reporting Standards and International Financial Reporting Standards. The PRS Provider is also responsible for such internal control as the PRS Provider determines is necessary to enable the preparation of financial statements of the Fund that are free from material misstatement, whether due to fraud or error.

In preparing the financial statements of the Fund, the PRS Provider is responsible for assessing the Fund's ability to continue as a going concern, disclosing, as applicable, matters related to going concern and using the going concern basis of accounting unless the PRS Provider either intends to liquidate the Fund or to terminate the Fund, or has no realistic alternative but to do so.

Auditors' responsibilities for the audit of the financial statements

Our objectives are to obtain reasonable assurance about whether the financial statements of the Fund as a whole are free from material misstatement, whether due to fraud or error, and to issue an auditors' report that includes our opinion. Reasonable assurance is a high level of assurance, but is not a guarantee that an audit conducted in accordance with approved standards on auditing in Malaysia and International Standards on Auditing will always detect a material misstatement when it exists. Misstatements can arise from fraud or error and are considered material if, individually or in the aggregate, they could reasonably be expected to influence the economic decisions of users taken on the basis of these financial statements.

As part of an audit in accordance with approved standards on auditing in Malaysia and International Standards on Auditing, we exercise professional judgement and maintain professional scepticism throughout the audit. We also:

- (a) Identify and assess the risks of material misstatement of the financial statements of the Fund, whether due to fraud or error, design and perform audit procedures responsive to those risks, and obtain audit evidence that is sufficient and appropriate to provide a basis for our opinion. The risk of not detecting a material misstatement resulting from fraud is higher than for one resulting from error, as fraud may involve collusion, forgery, intentional omissions, misrepresentations, or the override of internal control.
- (b) Obtain an understanding of internal control relevant to the audit in order to design audit procedures that are appropriate in the circumstances, but not for the purpose of expressing an opinion on the effectiveness of the Fund's internal control.
- (c) Evaluate the appropriateness of accounting policies used and the reasonableness of accounting estimates and related disclosures made by the PRS Provider.

STATEMENT OF COMPREHENSIVE INCOME

FOR THE FINANCIAL YEAR ENDED 31 JULY 2025

- (d) Conclude on the appropriateness of the PRS Provider's use of the going concern basis of accounting and, based on the audit evidence obtained, whether a material uncertainty exists related to events or conditions that may cast significant doubt on the Fund's ability to continue as a going concern. If we conclude that a material uncertainty exists, we are required to draw attention in our auditors' report to the related disclosures in the financial statements of the Fund or, if such disclosures are inadequate, to modify our opinion. Our conclusions are based on the audit evidence obtained up to the date of our auditors' report. However, future events or conditions may cause the Fund to cease to continue as a going concern.
- (e) Evaluate the overall presentation, structure and content of the financial statements of the Fund, including the disclosures, and whether the financial statements of the Fund represent the underlying transactions and events in a manner that achieves fair presentation.

We communicate with the PRS Provider regarding, among other matters, the planned scope and timing of the audit and significant audit findings, including any significant deficiencies in internal control that we identify during our audit.

OTHER MATTERS

This report is made solely to the members of the Fund, and for no other purpose. We do not assume responsibility to any other person for the content of this report.

PRICEWATERHOUSECOOPERS PLT
LLP0014401-LCA & AF 1146
Chartered Accountants

Kuala Lumpur
22 September 2025

		01.08.2024 to 31.07.2025	06.12.2023 (date of launch) to 31.07.2024
	Note	RM	RM
INVESTMENT (LOSS)/INCOME			
Profit income from financial assets measured at amortised cost		417	-
Dividend income		13,936	930
Net (loss)/gain on financial assets at fair value through profit or loss ("FVTPL")	9	(32,106)	3,460
		<u>(17,753)</u>	<u>4,390</u>
EXPENDITURE			
Management fee	4	(3,727)	(322)
Scheme Trustee's fee	5	(119)	(10)
Private Pension Administrator's ("PPA") administration fee	6	(119)	(10)
Other expenses		(53)	(2)
		<u>(4,018)</u>	<u>(344)</u>
(LOSS)/PROFIT BEFORE TAXATION		(21,771)	4,046
Taxation	8	-	-
(LOSS)/PROFIT AFTER TAXATION AND TOTAL COMPREHENSIVE (LOSS)/INCOME FOR THE FINANCIAL YEAR/PERIOD		<u>(21,771)</u>	<u>4,046</u>
(Loss)/profit after taxation is made up as follows:			
Realised amount		13,537	824
Unrealised amount		(35,308)	3,222
		<u>(21,771)</u>	<u>4,046</u>

The accompanying notes to the financial statements form an integral part of these financial statements.

STATEMENT OF FINANCIAL POSITION

AS AT 31 JULY 2025

	Note	2025 RM	2024 RM
ASSETS			
Cash and cash equivalents		56,044	13,846
Amount due from the PRS Provider			
-creation of units		2,427	-
-management fee rebate		408	52
Financial assets at FVTPL	9	383,380	49,152
TOTAL ASSETS		442,259	63,050
LIABILITIES			
Amount due to the PRS Provider			
-management fee		467	62
Amount due to the Scheme Trustee		15	2
Amount due to the PPA		15	10
TOTAL LIABILITIES		497	74
NET ASSET VALUE OF THE FUND		441,762	62,976
EQUITY			
Members' capital		459,487	58,930
(Accumulated loss)/retained earnings		(17,725)	4,046
NET ASSETS ATTRIBUTABLE TO MEMBERS		441,762	62,976
UNITS IN CIRCULATION (UNITS)	11	865,878	113,880
NET ASSET VALUE PER UNIT (RM)		0.5102	0.5530

The accompanying notes to the financial statements form an integral part of these financial statements.

STATEMENT OF CHANGES IN EQUITY

FOR THE FINANCIAL YEAR ENDED 31 JULY 2025

	Members' capital RM	(Accumulated loss)/ retained earnings RM	Total RM
Balance as at 1 August 2024	58,930	4,046	62,976
Movement in net asset value:			
Creation of units from applications	403,638	-	403,638
Cancellation of units	(3,081)	-	(3,081)
Total comprehensive loss for the financial year	-	(21,771)	(21,771)
Balance as at 31 July 2025	459,487	(17,725)	441,762
Balance as at 6 December 2023 (date of launch)	-	-	-
Movement in net asset value:			
Creation of units from applications	59,930	-	59,930
Cancellation of units	(1,000)	-	(1,000)
Total comprehensive income for the financial period	-	4,046	4,046
Balance as at 31 July 2024	58,930	4,046	62,976

The accompanying notes to the financial statements form an integral part of these financial statements.

STATEMENT OF CASH FLOWS

FOR THE FINANCIAL YEAR ENDED 31 JULY 2025

	01.08.2024 to 31.07.2025 RM	06.12.2023 (date of launch) to 31.07.2024 RM
CASH FLOWS FROM OPERATING ACTIVITIES		
Purchase of financial assets at FVTPL	(355,600)	(45,000)
Profit income received from financial assets measured at amortised cost	417	-
Management fee rebate received	2,846	186
Management fee paid	(3,322)	(260)
Scheme Trustee's fee paid	(106)	(8)
PPA's administration fee paid	(114)	-
Payment for other fees and expenses	(53)	(2)
Net cash used in operating activities	<u>(355,932)</u>	<u>(45,084)</u>
CASH FLOWS FROM FINANCING ACTIVITIES		
Proceeds from creation of units	401,211	59,930
Payments for cancellation of units	(3,081)	(1,000)
Net cash generated from financing activities	<u>398,130</u>	<u>58,930</u>
NET INCREASE IN CASH AND CASH EQUIVALENTS	42,198	13,846
CASH AND CASH EQUIVALENTS AT THE BEGINNING OF THE FINANCIAL YEAR/PERIOD	<u>13,846</u>	<u>-</u>
CASH AND CASH EQUIVALENTS AT THE END OF THE FINANCIAL YEAR/PERIOD	<u><u>56,044</u></u>	<u><u>13,846</u></u>

The accompanying notes to the financial statements form an integral part of these financial statements.

NOTES TO THE FINANCIAL STATEMENTS

FOR THE FINANCIAL YEAR ENDED 31 JULY 2025

1. THE FUND, THE PRS PROVIDER AND THEIR PRINCIPAL ACTIVITIES

Hong Leong PRS Islamic Moderate Fund ("the Fund") was constituted pursuant to the execution of a Deed dated 15 September 2023 between Hong Leong Asset Management Bhd ("the PRS Provider") and CIMB Islamic Trustee Berhad ("the Scheme Trustee") for the members of the Fund.

The Fund aims to seek capital growth over the long-term while seeking income returns.

The Fund seeks to achieve its investment objective by investing in a basket of Islamic collective investment schemes which have similar investment objective to the Fund's investment objective of capital growth over the long-term while seeking income returns. Investments in Islamic collective investment schemes will be confined to those managed by the PRS Provider. The Fund will invest a minimum of 70% of its net asset value into balanced Islamic collective investment schemes and up to 30% of its net asset value into sukuk and/or Islamic money market collective investment schemes. The PRS Provider will actively monitor the Fund's investments in the selected Islamic collective investment schemes to ensure optimal returns while adhering to the Fund's pre-determined asset allocation. The PRS Provider has the flexibility to rebalance the asset allocation should it deem necessary based on the prevailing market conditions. The Fund commenced operations on 6 December 2023 and will continue its operations until terminated as provided under Part 14 of the Deed.

The PRS Provider of the Fund is Hong Leong Asset Management Bhd, a company incorporated in Malaysia. The principal activity of the PRS Provider is the management of unit trust funds, private retirement schemes and private investment mandates. Its holding company is Hong Leong Capital Berhad, a company incorporated in Malaysia and listed on the Main Market of Bursa Malaysia Securities Berhad.

The financial statements were authorised for issue by the PRS Provider on 22 September 2025.

2. MATERIAL ACCOUNTING POLICY INFORMATION

The following accounting policies have been applied consistently in dealing with items which are considered material in relation to the financial statements:

(a) Basis of preparation

The financial statements have been prepared in accordance with the Malaysian Financial Reporting Standards (“MFRS”) and International Financial Reporting Standards.

The financial statements have been prepared under the historical cost convention, as modified by the revaluation of financial assets and financial liabilities at fair value through profit or loss.

The preparation of financial statements in conformity with MFRS and International Financial Reporting Standards requires the use of certain critical accounting estimates and assumptions that affect the reported amounts of assets and liabilities and disclosure of contingent assets and liabilities at the date of the financial statements, and the reported amounts of revenue and expenses during the reported financial year/period. It also requires the PRS Provider to exercise their judgement in the process of applying the Fund’s accounting policies. The PRS Provider believes that the underlying assumptions are appropriate and the Fund’s financial statements therefore present the financial position results fairly. Although these estimates and judgement are based on the PRS Provider’s best knowledge of current events and actions, actual results may differ.

The areas involving a higher degree of judgement or complexity, or areas where assumptions and estimates are significant to the financial statements are disclosed in Note 2(i).

- (i) Standards, amendments to published standard and interpretations that are applicable and effective:

The Fund has applied the following standards and amendments for the first time for the financial year beginning on 1 August 2024:

- Amendments to MFRS 101 ‘Classification of liabilities as current or non-current’ clarify that liabilities are classified as either current or non-current, depending on the rights that exist at the end of the reporting period. Classification is unaffected by the entity’s expectations or events after the reporting date (e.g. the receipt of a waiver or a breach of covenant).

- (ii) Standards and amendment that have been issued that are applicable to the Fund but not yet effective:

- Amendments to MFRS 9 and MFRS 7 ‘Amendments to the Classification and Measurement of Financial Instruments’ (effective 1 January 2026):
 - The amendments clarify that financial assets are derecognised when the rights to the cash flows expire or when the asset is transferred, and financial liabilities are derecognised at the settlement date (i.e. when the liability is extinguished or qualifies for derecognition).
 - There is an optional exception to derecognise a financial liability at a date earlier than the settlement date if the cash transfer takes place through an electronic payment system, provided that all the specified criteria are met;

- The amendments also clarify and add further guidance for assessing whether a financial asset meets the sole payments of principal and interest (“SPPI”) criterion;
 - There are additional new disclosures for certain instruments with contractual terms that can change cash flows (such as some financial instruments with features linked to the achievement of environment, social and governance targets); and
 - The amendments update the disclosures for equity instruments designated at fair value through other comprehensive income (“FVOCI”).
- MFRS 18 ‘Presentation and Disclosure in Financial Statements’ (effective 1 January 2027) replaces MFRS 101 ‘Presentation of Financial Statements’.
 - The new MFRS introduces a new structure of profit or loss statement.
 - (a) Income and expenses are classified into 3 new main categories:
 - i. Operating category which typically includes results from the main business activities;
 - ii. Investing category that presents the results of investments in associates and joint ventures and other assets that generate a return largely independently of other resources; and
 - iii. Financing category that presents income and expenses from financing liabilities.

(b) Entities are required to present two new specified subtotals: ‘Operating profit or loss’ and ‘Profit or loss before financing and income taxes’.

- Management-defined performance measures are disclosed in a single note and reconciled to the most similar specified subtotal in MFRS Accounting Standards.
- Changes to the guidance on aggregation and disaggregation which focus on grouping items based on their shared characteristics.

The Fund is currently still assessing the effect of the above standards and amendments. No other new standards or amendments to standards are expected to have a material effect on the financial statements of the Fund.

(b) Financial assets and financial liabilities

Classification

The Fund classifies its financial assets in the following measurement categories:

- those to be measured subsequently at fair value through profit or loss, and
- those to be measured at amortised cost.

The Fund classifies its Shariah-compliant investments based on both the Fund's business model for managing those financial assets and the contractual cash flows characteristics of the financial assets. The portfolio of financial assets is managed and performance is evaluated on a fair value basis. The Fund is primarily focused on fair value information and uses that information to assess the assets' performance and to make decisions. The Fund has not taken the option to irrevocably designate any equity securities¹ as fair value through other comprehensive income. The contractual cash flows of the Fund's debt securities² are solely principal and profit. However, these Shariah-compliant securities are neither held for the purpose of collecting contractual cash flows nor held both for collecting contractual cash flows and for sale. The collection of contractual cash flows is only incidental to achieving the Fund's business model's objective. Consequently, all Shariah-compliant investments are measured at fair value through profit or loss.

The Fund classifies cash and cash equivalents and amount due from the PRS Provider as financial assets measured at amortised cost as these financial assets are held to collect contractual cash flows consisting of the amount outstanding.

The Fund classifies amount due to the PRS Provider, amount due to the Scheme Trustee and amount due to the PPA as financial liabilities measured at amortised cost.

Recognition and measurement

Regular purchases and sales of financial assets are recognised on the trade-date – the date on which the Fund commits to purchase or sell the asset. Shariah-compliant investments are initially recognised at fair value.

Financial liabilities, within the scope of MFRS 9, are recognised in the statement of financial position when, and only when, the Fund becomes a party to the contractual provisions of the financial instrument.

Financial assets are derecognised when the rights to receive cash flows from the Shariah-compliant investments have expired or have been transferred and the Fund has transferred substantially all risks and rewards of ownership.

Financial liabilities are derecognised when it is extinguished, i.e. when the obligation specified in the contract is discharged or cancelled or expired.

Unrealised gains or losses arising from changes in the fair value of the financial assets at fair value through profit or loss are presented in the statement of comprehensive income within net gain or loss on financial assets at fair value through profit or loss in the financial year/period which they arise.

Dividend income from financial assets at fair value through profit or loss is recognised in the statement of comprehensive income as part of dividend income when the Fund's right to receive payments is established.

Unquoted Islamic collective investment schemes are valued at the last published net asset value per unit at the date of the statement of financial position.

Islamic deposits with licensed financial institutions are stated at cost plus accrued profit calculated on the effective profit rate method over the period from the date of placement to the date of maturity of the respective Islamic deposits, which is a close estimate of their fair value due to the short term nature of the Islamic deposits. Financial assets at amortised cost and other financial liabilities are subsequently carried at amortised cost using the effective profit rate method.

¹ For the purposes of the investments made by the Fund, equity securities refer to Shariah-compliant equity securities.

² For the purposes of the investments made by the Fund, debt securities refer to sukuk.

Impairment

The Fund measures credit risk and expected credit losses using probability of default, exposure at default and loss given default. Management considers both historical analysis and forward looking information in determining any expected credit loss. Management considers the probability of default to be closed to zero as these instruments have a low risk of default and the counterparties have a strong capacity to meet their contractual obligations in the near term. As a result, no loss allowance has been recognised based on 12-month expected credit losses as any such impairment would be wholly insignificant to the Fund.

Significant increase in credit risk

A significant increase in credit risk is defined by management as any contractual payment which is more than 30 days past due.

Definition of default and credit-impaired financial assets

Any contractual payment which is more than 90 days past due is considered credit-impaired.

Write-off

The Fund writes off financial assets, in whole or in part, when it has exhausted all practical recovery efforts and has concluded there is no reasonable expectation of recovery. The assessment of no reasonable expectation of recovery is based on unavailability of obligor's sources of income or assets to generate sufficient future cash flows to pay the amount. The Fund may write-off financial assets that are still subject to enforcement activity. Subsequent recoveries of amounts previously written off will result in impairment gains. There are no write-offs/recoveries during the financial year/period.

(c) Functional and presentation currency

Items included in the financial statements of the Fund are measured using the currency of the primary economic environment in which the Fund operates (the "functional currency"). The financial statements are presented in Ringgit Malaysia ("RM"), which is the Fund's functional and presentation currency.

(d) Income recognition

Dividend income is recognised on the ex-dividend date when the Fund's right to receive payment is established.

Profit income from Islamic deposits with licensed financial institutions and auto-sweep facility bank account are recognised on the effective profit rate method on an accrual basis.

Profit income is calculated by applying the effective profit rate to the gross carrying amount of a financial asset except for financial assets that subsequently become credit-impaired. For credit-impaired financial assets, the effective profit rate is applied to the net carrying amount of the financial asset (after deduction of the loss allowance).

Realised gain or loss on disposal of unquoted Islamic collective investment schemes is accounted for as the difference between the net disposal proceeds and the carrying amount of unquoted Islamic collective investment schemes, determined on a weighted average cost basis.

(e) Cash and cash equivalents

For the purpose of statement of cash flows, cash and cash equivalents comprise cash at bank and Islamic deposits held in highly liquid Shariah-compliant investments that are readily convertible to known amounts of cash with an original maturity of three months or lesser which are subject to an insignificant risk of changes in value.

(f) Distribution

A distribution to the Fund's members is accounted for as a deduction from realised reserve. A proposed distribution is recognised as a liability in the financial year/period in which it is approved by the Board of Directors of the PRS Provider.

(g) Taxation

Private retirement scheme approved by the Securities Commission Malaysia which is regarded as an approved scheme pursuant to the Act, the income accruing is exempted from tax under the Act.

(h) Members' capital

The members' contributions to the Fund meet the criteria to be classified as equity instruments under MFRS 132 "Financial Instruments: Presentation". Those criteria include:

- the units entitle the member to a proportionate share of the Fund's net asset value;
- the units are the most subordinated class and class features are identical;
- there is no contractual obligations to deliver cash or another financial asset other than the obligation on the Fund to repurchase the units; and
- the total expected cash flows from the units over its life are based substantially on the profit or loss and change in the net asset value of the Fund.

The outstanding units are carried at the redemption amount that is payable at the date of the statement of financial position if member exercises the right to put the unit back to the Fund.

Units are created and cancelled at prices based on the Fund's net asset value per unit at the time of creation and cancellation. The Fund's net asset value per unit is calculated by dividing the net assets attributable to members with the total number of outstanding units.

(i) Critical accounting estimates and judgements in applying accounting policies

The Fund makes estimates and assumptions concerning the future. The resulting accounting estimates will, by definition, rarely equal the related actual results. To enhance the information content of the estimates, certain key variables that are anticipated to have material impact to the Fund's results and financial position are tested for sensitivity to changes in the underlying parameters.

Estimates and judgements are continually evaluated by the PRS Provider and are based on historical experience and other factors, including expectations of future events that are believed to be reasonable under the circumstances.

In undertaking any of the Fund's investment, the PRS Provider will ensure that all assets of the Fund under management will be valued appropriately, that is at fair value and in compliance with the Securities Commission Malaysia's Guidelines on Private Retirement Schemes.

However, the PRS Provider is of the opinion that there are no accounting policies which require significant judgement to be exercised.

3. FINANCIAL INSTRUMENTS, RISK MANAGEMENT OBJECTIVES AND POLICIES

The Fund is exposed to a variety of risks which include market risk (inclusive of price risk and interest rate risk), credit risk, liquidity risk, capital risk, Islamic collective investment scheme risk and Shariah status reclassification risk.

Financial risk management is carried out through internal control process adopted by the PRS Provider and adherence to the investment restrictions as stipulated in the Disclosure Document.

The following table analyses the financial assets and financial liabilities of the Fund in the statement of financial position as at the reporting date:

	Financial assets at FVTPL RM	Financial assets/liabilities at amortised cost RM	Total RM
2025			
<u>Financial assets</u>			
Cash and cash equivalents	-	56,044	56,044
Amount due from the PRS Provider			
-creation of units	-	2,427	2,427
-management fee rebate	-	408	408
Financial assets at FVTPL (Note 9)	383,380	-	383,380
	383,380	58,879	442,259
<u>Financial liabilities</u>			
Amount due to the PRS Provider			
-management fee	-	467	467
Amount due to the Scheme Trustee	-	15	15
Amount due to the PPA	-	15	15
	-	497	497
2024			
<u>Financial assets</u>			
Cash and cash equivalents	-	13,846	13,846
Amount due from the PRS Provider			
-management fee rebate	-	52	52
Financial assets at FVTPL (Note 9)	49,152	-	49,152
	49,152	13,898	63,050
<u>Financial liabilities</u>			
Amount due to the PRS Provider			
-management fee	-	62	62
Amount due to the Scheme Trustee	-	2	2
Amount due to the PPA	-	10	10
	-	74	74

All liabilities are financial liabilities which are carried at amortised cost.

(a) Market risk

(i) Price risk

Price risk arises mainly from the uncertainty about future prices of Shariah-compliant investments. It represents the potential loss the Fund might suffer through holding market positions in the face of price movements. The PRS Provider manages the risk of unfavourable changes in prices by continuous monitoring of the performance and risk profile of the Shariah-compliant investment portfolio.

The price risk is managed through diversification and selection of Shariah-compliant securities and other Shariah-compliant financial instruments within specified limits according to the Deed.

The Fund's overall exposure to price risk is as follows:

	2025 RM	2024 RM
<u>Financial assets at FVTPL:</u>		
- Unquoted Islamic collective investment scheme	383,380	49,152

The table below summarises the sensitivity of the Fund's net asset value and (loss)/profit after taxation to movements in prices of unquoted Islamic collective investment scheme at the end of the reporting year/period. The analysis is based on the assumptions that the price of the unquoted Islamic collective investment scheme fluctuated by 5% with all other variables held constant. This represents management's best estimate of a reasonable possible shift in the unquoted Islamic collective investment scheme having regard to the historical volatility of the prices.

% Change in price of financial assets at FVTPL	Market value RM	Impact on (loss)/profit taxation/net asset value RM
2025		
-5%	364,211	(19,169)
0%	383,380	-
5%	402,549	19,169

% Change in price of financial assets at FVTPL	Market value RM	Impact on (loss)/profit taxation/net asset value RM
2024		
-5%	46,694	(2,458)
0%	49,152	-
5%	51,610	2,458

(ii) Interest rate risk

Interest rate risk is the risk that the value of the Fund's Shariah-compliant investments and its return will fluctuate because of changes in market interest rates.

Interest rate is a general economic indicator that will have an impact on the management of the Fund regardless whether it is an Islamic unit trust fund or otherwise. It does not in any way suggest that the Fund will invest in conventional financial instruments. All the investments carried out for the Fund are in accordance with Shariah requirements.

The Fund's exposure to the interest rate risk is mainly confined to short term placements with licensed financial institutions. The PRS Provider overcomes the exposure by way of maintaining Islamic deposits on short term basis.

As at end of the reporting year/period, the Fund does not hold any Islamic deposits and is not exposed to a material level of interest rate risk.

(b) Credit risk

Credit risk refers to the risk that an issuer or counterparty will default on its contractual obligation resulting in financial loss to the Fund.

The credit risk arising from placements of Islamic deposits with licensed financial institutions is managed by ensuring that the Fund will only place Islamic deposits in reputable licensed financial institutions.

The settlement terms of the proceeds from the creation of units receivable from the PRS Provider are governed by the Securities Commission Malaysia's Guidelines on Private Retirement Schemes.

The following table sets out the credit risk concentration of the Fund at the end of the reporting year/period:

	Cash and cash equivalents RM	Amount due from the PRS Provider -		Total RM
		creation of units RM	management fee rebate RM	
2025				
- AAA	56,044	-	-	56,044
- NR	-	2,427	408	2,835
	56,044	2,427	408	58,879
2024				
- AAA	13,846	-	-	13,846
- NR	-	-	52	52
	13,846	-	52	13,898

All financial assets of the Fund are neither past due nor impaired.

(c) Liquidity risk

Liquidity risk is the risk that Shariah-compliant investments cannot be readily sold at or near its actual value without taking a significant discount. This will result in lower net asset value of the Fund.

The PRS Provider manages this risk by maintaining sufficient level of Islamic liquid assets to meet anticipated payments and cancellations of the units by members. Islamic liquid assets comprise cash at banks, Islamic deposits with licensed financial institutions and other Shariah-compliant instruments.

The table below summarises the Fund's financial liabilities into relevant maturity groupings based on the remaining period as at the end of each reporting year/period to the contractual maturity date. The amounts in the table are the contractual undiscounted cash flows.

	Less than 1 month RM	1 month to 1 year RM	Total RM
2025			
<u>Financial liabilities</u>			
Amount due to the PRS Provider			
-management fee	467	-	467
Amount due to the Scheme Trustee	15	-	15
Amount due to the PPA	-	15	15
Contractual cash out flows	482	15	497
2024			
<u>Financial liabilities</u>			
Amount due to the PRS Provider			
-management fee	62	-	62
Amount due to the Scheme Trustee	2	-	2
Amount due to the PPA	-	10	10
Contractual cash out flows	64	10	74

(d) Capital risk

The capital of the Fund is represented by equity consisting of members' capital and (accumulated loss)/retained earnings. The amount of equity can change significantly on a daily basis as the Fund is subject to daily subscriptions and redemptions at the discretion of member. The Fund's objective when managing capital is to safeguard the Fund's ability to continue as a going concern in order to provide returns for members' and benefits for other stakeholders and to maintain a strong capital base to support the development of the Shariah-compliant investment activities of the Fund.

(e) Islamic collective investment scheme risk

This risk is associated with the Fund's investment in unquoted Islamic collective investment scheme exposing the Fund to the inherent investment risks faced by the unquoted Islamic collective investment scheme. The Fund may also be exposed to liquidity risk which may arise from the inability of the unquoted Islamic collective investment scheme to meet redemption amounts, as well as the risk of not being aligned with the Fund's mandate in the event the unquoted Islamic collective investment scheme that the Fund is invested into breaches its asset allocation limits. Therefore, should any of the risks faced by the unquoted Islamic collective investment scheme materialised, the performance of the Fund will be affected.

(f) Shariah status reclassification risk

This risk refers to the risk that the currently held unquoted Islamic collective investment schemes, Islamic money market instruments or Islamic deposits in the portfolio of the Fund may be reclassified as Shariah non-compliant by the Shariah Advisory Council of the Securities Commission ("SAC of the SC"), the Shariah Adviser or the Shariah authorities of the relevant Islamic indices. If this occurs, the PRS Provider will take the necessary steps to dispose of such collective investment schemes, money market instruments or deposits.

(g) Fair value estimation

Financial instruments comprise financial assets and financial liabilities. Fair value is the price that would be received to sell an asset or paid to transfer a liability in an orderly transaction between market participants at the measurement date. The information presented herein represents the estimates of fair values as at the date of the statement of financial position.

The Fund's financial assets and financial liabilities are measured on an ongoing basis at either fair value or at amortised cost based on the respective classification.

The fair value of financial assets traded in active market (such as trading Shariah-compliant securities) are based on quoted market prices at the close of trading on the reporting date. The Fund utilises the last traded market price for financial assets where the last traded price falls within the bid-ask spread. In circumstances where the last traded price is not within the bid-ask spread, the PRS Provider will determine the point within the bid-ask spread that is most representative of the fair value.

A financial instrument is regarded as quoted in an active market if quoted prices are readily and regularly available from an exchange, dealer, broker, industry group, pricing service, or regulatory agency, and those prices represent actual and regularly occurring market transactions on an arm's length basis.

The fair value of financial assets that are not traded in an active market is determined by using valuation techniques. The Fund uses a variety of methods and makes assumptions that are based on market conditions existing at each year/period end date. Valuation techniques used for non-standardised financial instruments such as Islamic options, Islamic currency swaps and other over-the-counter Islamic derivatives, include the use of comparable recent arm's length transactions, reference to other Shariah-compliant instruments that are substantially the same, discounted cash flow analysis, option pricing models and other valuation techniques commonly used by market participants making the maximum use of market inputs and relying as little as possible on entity-specific inputs.

For instruments for which there is no active market, the Fund may use internally developed models, which are usually based on valuation methods and techniques generally recognised as standard within the industry. Valuation models are used primarily to value unlisted Shariah-compliant equity and sukuk instruments for which market were or have been inactive during the financial year/period. Some of the inputs to these models may not be market observable and are therefore estimated based on assumptions.

The output of a model is always an estimate or approximation of a value that cannot be determined with certainty and valuation techniques employed may not fully reflect all factors relevant to the positions the Fund holds. Valuations are therefore adjusted, where appropriate, to allow for additional factors including model risk, liquidity risk and counterparty risk.

An active market is a market in which transactions for the asset or liability take place with sufficient frequency and volume to provide pricing information on an on-going basis.

(i) Fair value hierarchy

The table below analyses financial instruments carried at fair value. The different levels have been defined as follows:

- Quoted prices (unadjusted) in active market for identical assets or liabilities (Level 1);
- Inputs other than quoted prices included within Level 1 that are observable for the asset or liability, either directly (that is, as prices) or indirectly (that is, derived from prices) (Level 2); and
- Inputs for the asset and liability that are not based on observable market data (that is, unobservable inputs) (Level 3).

The level in the fair value hierarchy within which the fair value measurement is categorised in its entirety is determined on the basis of the lowest level input that is significant to the fair value measurement in its entirety. For this purpose, the significance of an input is assessed against the fair value measurement in its entirety. If a fair value measurement uses observable inputs that requires significant adjustment based on unobservable inputs, that measurement is a Level 3 measurement. Assessing the significance of a particular input to the fair value measurement in its entirety requires judgement, considering factors specific to the asset or liability.

The determination of what constitutes 'observable' requires significant judgement by the Fund. The Fund considers observable data to be that market data that is readily available, regularly distributed or updated, reliable and verifiable, not proprietary and provided by independent sources that are actively involved in the relevant market.

The following table analyses within the fair value hierarchy of the Fund's financial assets (by class) measured at fair value:

	Level 1 RM	Level 2 RM	Level 3 RM	Total RM
2025				
<u>Financial assets at FVTPL:</u>				
- Unquoted Islamic collective investment scheme		- 383,380	-	- 383,380
2024				
<u>Financial assets at FVTPL:</u>				
- Unquoted Islamic collective investment scheme		- 49,152	-	- 49,152

Financial instruments that trade in markets that are not considered to be active but are valued based on quoted market prices, dealer quotations or alternative pricing sources supported by observable inputs are classified within Level 2. This include unquoted Islamic collective investment scheme. As Level 2 instruments include positions that are not traded in active markets and/or are subject to transfer restrictions, valuations may be adjusted to reflect illiquidity and/or non-transferability, which are generally based on available market information. The Fund's policies on valuation of these financial assets are stated in Note 2(b).

- (ii) The carrying values of financial assets (other than financial assets at FVTPL) and financial liabilities are a reasonable approximation of their fair values due to their short term nature.

4. MANAGEMENT FEE AND MANAGEMENT FEE REBATE

In accordance with Division 15.1 of the Deed, the PRS Provider is entitled to a management fee of up to 3.00% per annum calculated daily based on the net asset value of the Fund.

For the financial year ended 31 July 2025, the management fee is recognised at a rate of 1.25% (6 December 2023 (date of launch) to 31 July 2024: 1.25%) per annum.

The management fee rebate relates to the rebate received from the PRS Provider for investing in unquoted Islamic collective investment scheme. The rate of rebate was calculated on the net asset value of respective unquoted Islamic collective investment scheme on a daily basis as follow:

	01.08.2024 to 31.07.2025 %	06.12.2023 (date of launch) to 31.07.2024 %
<u>Unquoted Islamic collective investment scheme:</u>		
- Hong Leong Dana Maa'rof	1.25	1.25

There is no further liability to the PRS Provider in respect of management fee other than the amount recognised above.

5. SCHEME TRUSTEE'S FEE

In accordance with Division 15.2 of the Deed, the Scheme Trustee is entitled to a fee not exceeding 2.00% (excluding foreign custodian fees and charges) per annum calculated daily based on the net asset value of the Fund.

For the financial year ended 31 July 2025, the Scheme Trustee's fee is recognised at a rate of 0.04% (6 December 2023 (date of launch) to 31 July 2024: 0.04%) per annum.

There is no further liability to the Scheme Trustee in respect of Scheme Trustee's fee other than the amount recognised above.

6. PRIVATE PENSION ADMINISTRATOR'S ("PPA") ADMINISTRATION FEE

For the financial year ended 31 July 2025, the PPA's administration fee is recognised at a rate of 0.04% (6 December 2023 (date of launch) to 31 July 2024: 0.04%) per annum calculated daily based on the net asset value of the Fund.

There is no further liability to the PPA in respect of PPA's administration fee other than the amount recognised above.

7. AUDITORS' REMUNERATION, TAX AGENT'S FEE AND SHARIAH ADVISORY FEE

For the financial year ended 31 July 2025 and financial period from 6 December 2023 (date of launch) to 31 July 2024, auditors' remuneration, tax agent's fee and Shariah advisory fee were borne by the PRS Provider.

8. TAXATION

	01.08.2024 to 31.07.2025 RM	06.12.2023 (date of launch) to 31.07.2024 RM
Tax charge for the financial year/period:		
Current taxation	-	-

The numerical reconciliation between (loss)/profit before taxation multiplied by the Malaysian statutory income tax rate and tax expense of the Fund is as follows:

	01.08.2024 to 31.07.2025 RM	06.12.2023 (date of launch) to 31.07.2024 RM
(Loss)/profit before taxation	(21,771)	4,046
Taxation at Malaysian statutory rate of 24% (2024: 24%)	(5,225)	971
Tax effects of:		
Shariah-compliant investment loss not brought to tax/(Shariah-compliant investment income not subject to tax)	5,029	(997)
Expenses not deductible for tax purposes	70	6
Restriction on tax deductible expenses for PRS Fund	126	20
Taxation	-	-

9. FINANCIAL ASSETS AT FAIR VALUE THROUGH PROFIT OR LOSS ("FVTPL")

	2025 RM	2024 RM
<u>Financial assets at FVTPL:</u>		
Unquoted Islamic collective investment scheme	383,380	49,152

	01.08.2024 to 31.07.2025 RM	06.12.2023 (date of launch) to 31.07.2024 RM
<u>Net (loss)/gain on financial assets at FVTPL:</u>		
Changes in unrealised fair values	(35,308)	3,222
Management fee rebate (Note 4)	3,202	238
	(32,106)	3,460

Financial assets at FVTPL as at 31 July 2025 are as detailed below:

	Quantity Units	Aggregate cost RM	Fair value RM	Percentage of net asset value %
UNQUOTED ISLAMIC COLLECTIVE INVESTMENT SCHEME				
Hong Leong Dana Maa'rof	784,008	415,466	383,380	86.78
TOTAL UNQUOTED ISLAMIC COLLECTIVE INVESTMENT SCHEME	784,008	415,466	383,380	86.78
UNREALISED LOSS ON FINANCIAL ASSETS AT FVTPL		(32,086)		
TOTAL FAIR VALUE OF FINANCIAL ASSETS AT FVTPL		383,380		

Financial assets at FVTPL as at 31 July 2024 are as detailed below:

	Quantity Units	Aggregate cost RM	Fair value RM	Percentage of net asset value %
UNQUOTED ISLAMIC COLLECTIVE INVESTMENT SCHEME				
Hong Leong Dana Maa'rof	88,070	45,930	49,152	78.05
TOTAL UNQUOTED ISLAMIC COLLECTIVE INVESTMENT SCHEME	88,070	45,930	49,152	78.05
UNREALISED GAIN ON FINANCIAL ASSETS AT FVTPL		3,222		
TOTAL FAIR VALUE OF FINANCIAL ASSETS AT FVTPL		49,152		

10. SHARIAH INFORMATION OF THE FUND

The Shariah Adviser confirmed that the investments portfolio of the Fund is Shariah-compliant, which comprises:

- Collective investment scheme which has been verified as Shariah-compliant by the Shariah Adviser; and
- Cash placements and liquid assets in local market, which are placed in Shariah-compliant investments and/or instruments.

11. UNITS IN CIRCULATION

	01.08.2024 to 31.07.2025 No. of units	06.12.2023 (date of launch) to 31.07.2024 No. of units
At the beginning of the financial year/period	113,880	-
Add: Creation of units during the financial year/period		
- Arising from applications	757,824	115,880
Less: Cancellation of units during the financial year/period	(5,826)	(2,000)
At the end of the financial year/period	865,878	113,880

12. TOTAL EXPENSE RATIO ("TER")

	01.08.2024 to 31.07.2025 %	06.12.2023 (date of launch) to 31.07.2024 %
TER	1.34	1.31

Total expense ratio includes management fee (excluding management fee rebate), Scheme Trustee's fee, PPA's administration fee and other expenses for the financial year/period divided by the Fund's average net asset value calculated on a daily basis and is calculated as follows:

$$TER = \frac{(A+B+C+D)}{E} \times 100$$

Where;

- A = Management fee (excluding management fee rebate)
- B = Scheme Trustee's fee
- C = PPA's administration fee
- D = Other expenses
- E = Average net asset value of the Fund calculated on a daily basis

The average net asset value of the Fund for the financial year/period calculated on a daily basis is RM299,224 (2024: RM40,251).

13. PORTFOLIO TURNOVER RATIO ("PTR")

	01.08.2024 to 31.07.2025	06.12.2023 (date of launch) to 31.07.2024
	Times	Times
PTR	0.59	0.56

PTR is derived from the following calculation:

(Total acquisitions for the financial year/period + total disposals for the financial year/period) / 2

Average net asset value of the Fund for the financial year/period calculated on a daily basis

Where;

total acquisitions for the financial year/period
= RM355,600 (2024: RM45,000)

total disposals for the financial year/period
= NIL (2024: NIL)

14. UNITS HELD BY THE PRS PROVIDER AND RELATED PARTIES TRANSACTIONS AND BALANCES

The related parties and their relationships with the Fund are as follows:

<u>Related parties</u>	<u>Relationships</u>
Hong Leong Asset Management Bhd	The PRS Provider
Hong Leong Islamic Asset Management Sdn Bhd	Subsidiary of the PRS Provider
Hong Leong Capital Berhad	Holding company of the PRS Provider
Hong Leong Financial Group Berhad ("HLFG")	Ultimate holding company of the PRS Provider
HLB Nominees (Tempatan) Sdn Bhd	Subsidiary of the ultimate holding company of the PRS Provider
Subsidiaries and associates of HLFG as disclosed in its financial statements	Subsidiaries and associate companies of the ultimate holding company of the PRS Provider

No units were held by the PRS Provider and parties related to the PRS Provider as at 31 July 2025 and 31 July 2024.

In addition to related party disclosures mentioned elsewhere in the financial statements, set out below are other related party transactions and balances. The PRS Provider is of the opinion that all transactions with the related companies have been entered into at agreed terms between the related parties.

	2025 RM	2024 RM
--	--------------------	--------------------

Related party balances

Cash at bank:		
- Hong Leong Islamic Bank Berhad	56,044	13,846

	01.08.2024 to 31.07.2025	06.12.2023 (date of launch) to 31.07.2024
	RM	RM

Related party transactions

Profit income from auto-sweep facility bank account:		
- Hong Leong Islamic Bank Berhad	417	-
Dividend income from unquoted Islamic collective investment scheme managed by the PRS Provider:		
- Hong Leong Dana Maa'rof	13,936	930
Purchase of unquoted Islamic collective investment scheme:		
- Hong Leong Asset Management Bhd	355,600	45,000

15. TRANSACTIONS WITH BROKERS/DEALERS

For the financial year ended 31 July 2025 and financial period from 6 December 2023 (date of launch) to 31 July 2024, there are no transactions with brokers/dealers.

16. COMPARATIVES

The financial statements for the current year is prepared for the financial year from 1 August 2024 to 31 July 2025 whilst the comparable period, it is prepared for the financial period from 6 December 2023 (date of launch) to 31 July 2024.

Therefore, the comparatives for the statement of comprehensive income, statement of changes in equity, the statement of cash flows and related notes are not comparable to the financial year from 1 August 2024 to 31 July 2025.

Performance Data

for the Financial Period and Financial Year Ended 31 July

		Financial Year 2025 %	Financial Period 2024 [^] %
A. (i) Portfolio Compositions:			
Islamic Collective Investment Scheme		86.78	78.05
Islamic Deposits & Cash Equivalents		13.22	21.95
(ii) Total Net Asset Value	(ex-distribution)	RM441,762	RM62,976
(iii) Net Asset Value Per Unit	(ex-distribution)	RM0.5102	RM0.5530
Units in Circulation	(ex-distribution)	865,878	113,880
(iv) Highest/Lowest NAV Per Unit	Highest NAV Per Unit	RM0.5532	RM0.5699
(ex-distribution)	Lowest NAV Per Unit	RM0.4811	RM0.4952
(v) Total Return of the Fund*		-7.74%	10.60%
- Capital Growth		-7.74%	10.60%
- Income Distribution		-	-
(vi) The distribution (gross) is made out of:-			
- The Fund's Capital		-	-
- The Fund's Income		-	-
- Total Distribution Amount		-	-
- The Fund's Capital (% of Total Distribution Amount)		-	-
- The Fund's Income (% of Total Distribution Amount)		-	-
(vii) Distribution Per Unit	Additional Units	-	-
	Distribution (Gross)	-	-
	Distribution (Net)	-	-
	Distribution Date	-	-
	Cum-Distribution NAV/Unit	-	-
	Ex-Distribution NAV/Unit	-	-
(viii) Total Expense Ratio (TER)		1.34%	1.31%
(ix) Portfolio Turnover Ratio (PTR) (times)		0.59#	0.56
B. Average Total Return, NAV Per Unit-to-NAV Per Unit basis			
(as at 31/07/2025)*			
(i) One year		-7.74%	

* Source: Lipper
(Returns are calculated after adjusting for distributions and/or additional units, if any)

[^] The figure shown is for the period since Fund launch (6 December 2023 to 31 July 2024).

The PTR increased by 0.03 times (5.36%) to 0.59 times for the financial year ended 31 July 2025 versus 0.56 times for the financial period ended 31 July 2024 mainly due to higher level of rebalancing activities undertaken by the Fund.

Corporate Information

PRS Provider

Hong Leong Asset Management Bhd [199401033034 (318717-M)]

Registered Office

Level 30, Menara Hong Leong
No. 6, Jalan Damanlela
Bukit Damansara
50490 Kuala Lumpur

Business Office

Level 18, Block B, Plaza Zurich
No. 12, Jalan Gelenggang
Bukit Damansara
50490 Kuala Lumpur

Board of Directors

Ms. Lee Jim Leng
Mr. Chue Kwok Yan
YBhg Dato' Abdul Majit bin Ahmad Khan
YM Tunku Dato' Mahmood Fawzy bin Tunku Muhiyiddin

Executive Director/Chief Executive Officer

Mr. Chue Kwok Yan

External Fund Manager

Hong Leong Islamic Asset Management Sdn Bhd [198501008000 (140445-U)]

Scheme Trustee

CIMB Islamic Trustee Berhad

Auditor

PricewaterhouseCoopers PLT (LLP0014401-LCA & AF 1146)

Shariah Adviser

BIMB Securities Sdn Bhd

Distributors

Phillip Mutual Berhad
TA Investment Management Berhad of Malaysia
UOB Kay Hian Securities (M) Sdn Bhd
Registered Independent Tied Agents with FIMM

Corporate Directory

Head Office

Level 18, Block B, Plaza Zurich
No. 12, Jalan Gelenggang
Bukit Damansara
50490 Kuala Lumpur
Tel: 03-2081 8600
Fax: 03-2081 8500
Website: www.hlam.com.my
E-mail: inquiry@hla.hongleong.com.my

Pulau Pinang

No. 441-1-3, Pulau Tikus Plaza
Jalan Burmah, Pulau Tikus
10350 Pulau Pinang
Tel: 04-228 8112, 04-228 9112
Fax: 04-228 3112

Ipoh

2nd Floor, Lot 3, Persiaran Greentown 4
Greentown Business Centre
30450 Ipoh, Perak
Tel: 05-255 8388, 05-255 9388
Fax: 05-255 8389



Hong Leong Asset Management Bhd
www.hlam.com.my

